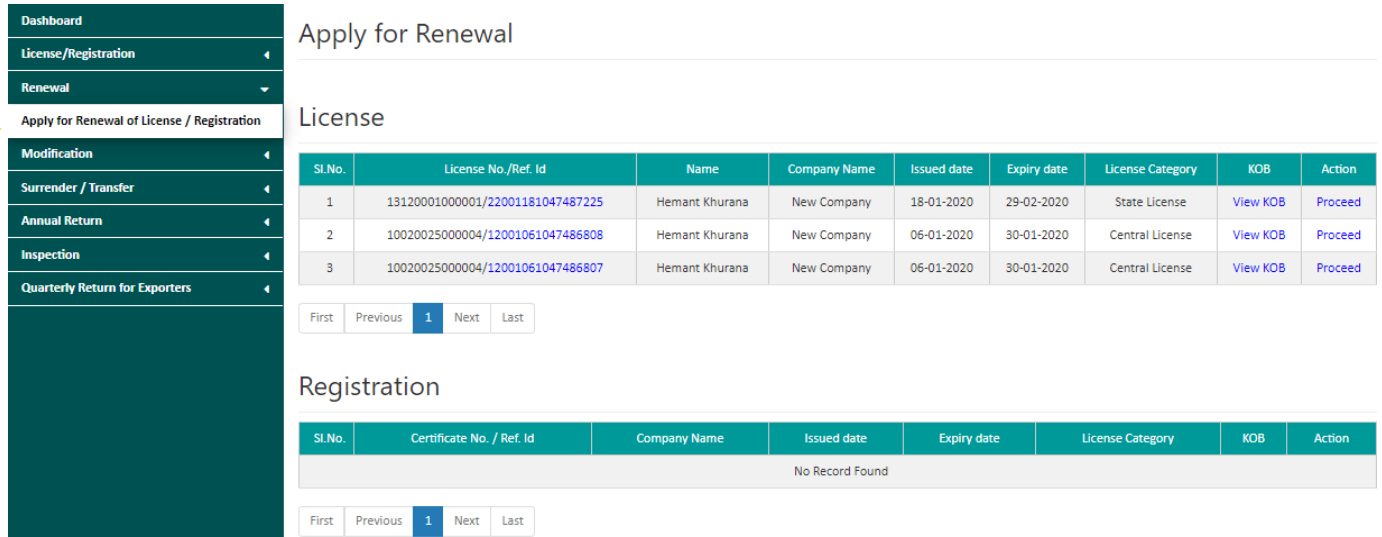


How to apply for Renewal?

Through login: -

Step 1: After logging in, navigate to “Renewal” and select “Apply for renewal of license/registration”.



Click here

Dashboard
License/Registration
Renewal
Apply for Renewal of License / Registration
Modification
Surrender / Transfer
Annual Return
Inspection
Quarterly Return for Exporters

Apply for Renewal

License

Sl.No.	License No./Ref. Id	Name	Company Name	Issued date	Expiry date	License Category	KOB	Action
1	13120001000001/22001181047487225	Hemant Khurana	New Company	18-01-2020	29-02-2020	State License	View KOB	Proceed
2	10020025000004/12001061047486808	Hemant Khurana	New Company	06-01-2020	30-01-2020	Central License	View KOB	Proceed
3	10020025000004/12001061047486807	Hemant Khurana	New Company	06-01-2020	30-01-2020	Central License	View KOB	Proceed

First Previous **1** Next Last

Registration

Sl.No.	Certificate No. / Ref. Id	Company Name	Issued date	Expiry date	License Category	KOB	Action
No Record Found							

First Previous **1** Next Last

Step 2: A list of issued license/registration for Renewal will appear. Click on “Proceed” against application which user wants to renew.

Apply for Renewal

License

Sl.No.	License No./Ref. Id	Name	Company Name	Issued date	Expiry date	License Category	KOB	Action
1	13120001000001/22001181047487225	Hemant Khurana	New Company	18-01-2020	29-02-2020	State License	View KOB	Proceed
2	10020025000004/12001061047486808	Hemant Khurana	New Company	06-01-2020	30-01-2020	Central License	View KOB	Proceed
3	10020025000004/12001061047486807	Hemant Khurana	New Company	06-01-2020	30-01-2020	Central License	View KOB	Proceed

Registration

Sl.No.	Certificate No. / Ref. Id	Company Name	Issued date	Expiry date	License Category	KOB	Action
No Record Found							

Note:

1. License(s)/Registration Certificate eligible for Renewal shall only start getting listed here 120 Days prior to expiry of License.
2. License(s)/Registration Certificate shall not get listed here for Renewal once your License(s)/Registration Certificate has expired as of today. Please submit a new application.

NOTE: 1.) License(s)/Registration Certificate eligible for Renewal shall only be listed 120 Days prior to expiry of License.

2.) License(s)/Registration Certificate shall not get listed here for Renewal once your License(s)/Registration Certificate has expired as of today. In that case submit a new application.

Step 3: User will land on Form B: Application Details page wherein following stages will be in editable/non-editable mode:

- Premises Details: Non-editable.
- Product Selection: Non-editable.
- Communication Details: All sections are editable except registered address.
- Required Documents: Documents which are mandatory can only be uploaded.
- Payment: As per year(s) selected by user.


NOTE: Please note that if renewal of license is applied 90 days prior to expiration then only renewal fees is charged.

Post 90 days a fine of Rs.100/day will be charged in addition to renewal fees.


Step 4: After making payment, a receipt will be generated with a new 17-digit registration number which can be used for future reference.

- Below receipt shows renewal of central license for two years with no fine.

Application Receipt



**Food Safety and Standards
Authority of India**




Receipt

Reference No :	12001101047487220	Date :	10-01-2020
Name of Company/Organization :	TEN Fssai		
Premises Address :	Plot Number 89, Upper Subansiri, Arunachal Pradesh-123654		
Kind of Business :	Manufacturer		
Category of License :	Central License[Arunachal Pradesh] [Renewal of License]		
License Renewal Fee :	Rs 15000 (2 Year(s))		
Late Fee :	Rs 0 (0 Day(s))		
Total Fee Paid :	Rs 15000		


Note: FSSAI doesn't contact applicants over telephone for License/Registration. Queries relating to License/Registration are only raised online. License related complaints may be reported at helpdesk - 1800110100 and licensing@fssai.gov.in.

[View/Print License Application](#)

- Below receipt shows renewal of state license for two years with fine of Rs. 100/day.
- The total fee adds up to Rs. 5300 with renewal fee for 2 years Rs 4000 and Late fee for 13 days of Rs. 1300.



Directorate of Medical and Health Service
U.T Administration of Dadra & Nagar Haveli
 (Silvassa)
Licensing and Registration System V3.0



Receipt

Reference No :	22001131047487371	Date : 13-01-2020
Name of Company/Organization :	Thirteen	
Premises Address :	123 Baker Street, Dadra & Nagar Haveli, Dadra & Nagar Haveli-122016	
Kind of Business :	Canteen	
Category of License :	State License[Dadra & Nagar Haveli] [Renewal of License]	
License Renewal Fee :	Rs 4000 (2 Year(s))	
Late Fee :	Rs 1300 (13 Day(s))	
Total Fee Paid :	Rs 5300	

Note: FSSAI doesn't contact applicants over telephone for License/Registration. Queries relating to License/Registration are only raised online. License related complaints may be reported at helpdesk - 1800110100 and licensing@fssai.gov.in.

[View/Print License Application](#)

Through homepage:

Step 1: From homepage click on the box “Renewal of License and Registration Fee: Same as new Lic/Reg”.

The screenshot shows the 'Application Processing' section of a website. At the top, there are four navigation tabs: 'Track Application Status', 'FBO Search', 'How to Apply', and 'Application Processing'. Below these are two input fields: 'Enter Application Reference No.' and 'Enter Captcha Code'. The captcha code '894193' is displayed. A 'Submit' button is located to the right of the captcha code. Below the input fields is a video player showing a group of people receiving certificates. At the bottom, there are four service options in colored boxes:

- Apply License** (Orange): Fee: Rs.2000 to 7500 per year
- Apply for Registration Certificate (Petty Food Business Operators)** (Red): Fee: Rs.100 per year
- Modification of License and Registration** (Green): Fee: Rs.1000 for License, Rs.100 for Registration
- Renewal of License and Registration** (Blue): Fee: Same as new Lic/Reg

A yellow callout box with the text 'Click here' points to the 'Renewal of License and Registration' option.

Step 2: Fill in the License/Registration no, validity end date and captcha code and click on “Submit”.

The screenshot shows the 'License/Registration Details' form. It has a teal header with the title 'License/Registration Details'. Below the header, there is a 'Type:' label with radio buttons for 'License' (selected) and 'Registration'. There are three input fields: 'License/Registration No.', 'Validity End Date', and 'Enter Captcha'. The captcha code '512242' is displayed. Below the input fields are 'Submit' and 'Back' buttons. At the bottom, there is a 'NOTE :-' section with two points:

1. Express Renewal Facility has been provided to file renewal application. For replying to the queries raised on the application, you must possess user id and password.
2. No change information is allowed during express renewal. If you want to change information regarding contact detail and form ix person you need to file renewal application by login into your account.

Step 3: Click on “Proceed”.

License/Registration Details

Sl.No	Reference No.	Company Name	Premises Address	Action
1	22001271047487344	ABC Manufacturer	XYZ,Bicholim ,North Goa,Goa,111111	Proceed

[Back](#)

Step 4: Form B will open wherein user can upload the documents, select the year(s) for which license is required and choose payment method to move forward with the application.

Premises Address: [XYZ, Bicholim , North Goa, Goa, 111111](#) Company Name: [ABC Manufacturer](#)

Kind of Business	License Category	Eligibility
------------------	------------------	-------------

Sl. No.	Document Description	Upload Document(s) (Max File Size:2MB,type:pdf,jpeg,jpg,png)
Other Document		
Sl. No.	Document Description	Upload Document(s) (Max File Size:2MB,type:pdf,jpeg,jpg,png)
	<input type="text"/> (e.g. Proof of premise,NOC by Municipality/Panchayat,Health NOC,etc.)	<input type="button" value="Choose File"/> No file chosen <input type="button" value="Upload"/>

Note: The period cannot be changed once the application has been submitted.

Select Year *

I/We declare that –

- I/We have read,understood and shall abide all provisions of FSS Act,2006 and Rules, Regulations made therein and orders issued from time to time applicable to declared food business.
- I/We have food safety plan to ensure that articles of food mentioned in form satisfy the requirements of FSS Act 2006 and Rules and Regulations made thereunder.
- Our facility shall comply with the general hygiene and sanitary requirements as mentioned in the Schedule 4 of the FSS (Licensing and Registration of Food Businesses) Regulations, 2011.
- I/We shall abide with all conditions of License.
- Expected capacity of the business is to the best of my knowledge. I/We will modify our License as and when our eligibility in the mentioned criteria for License changes.
- I/We will be responsible for Permissions/No Objection Certificates from other Govt. bodies wherever required.

I do hereby solemnly affirm and declare that all information and particulars furnished here by me are true and correct to the best of my knowledge.

Step 5: After successfully completing the payment, a receipt will be generated with a 17-digit reference number which can be used for future reference.

Application Receipt



**Food Safety and Standards
Authority of India**




Receipt

Reference No :	12001231047487822	Date : 23-01-2020
Name of Company/Organization :	New India Company Fssai	
Premises Address :	ABC License Expired, North Goa, Goa-123323	
Kind of Business :	Storage (Except Controlled Atmosphere and Cold)	
Category of License :	Central License[Goa] [Renewal of License]	
License Renewal Fee :	Rs 7500 (1 Year(s))	
Late Fee :	Rs 3100 (31 Day(s))	
Total Fee Paid :	Rs 10600	


Note: FSSAI doesn't contact applicants over telephone for License/Registration. Queries relating to License/Registration are only raised online. License related complaints may be reported at helpdesk - 1800110100 and licensing@fssai.gov.in.

[View/Print License Application](#)
Print Cancel



Step 6: User can track the status of application through the Homepage i.e. foodlicensing.fssai.gov.in



FOOD SAFETY AND STANDARDS
AUTHORITY OF INDIA
Ministry of Health and Family Welfare, Government of India



Food Safety Compliance System





15 YEARS OF CELEBRATING THE MINISTRY
Eat Right India
सही खाने, स्वस्थ रहें.


[Home](#) | [About FoSCoS](#) | [FSSAI](#) | [User Manual](#) | [Login](#) | [Sign Up](#)


View all FSSAI Standardized Products

View all Eligibility Criteria Details

 Track Application Status

 FBO Search


 How to Apply

 Application Processing

Enter Application Reference No.

Enter Captcha Code

151080



Submit

