

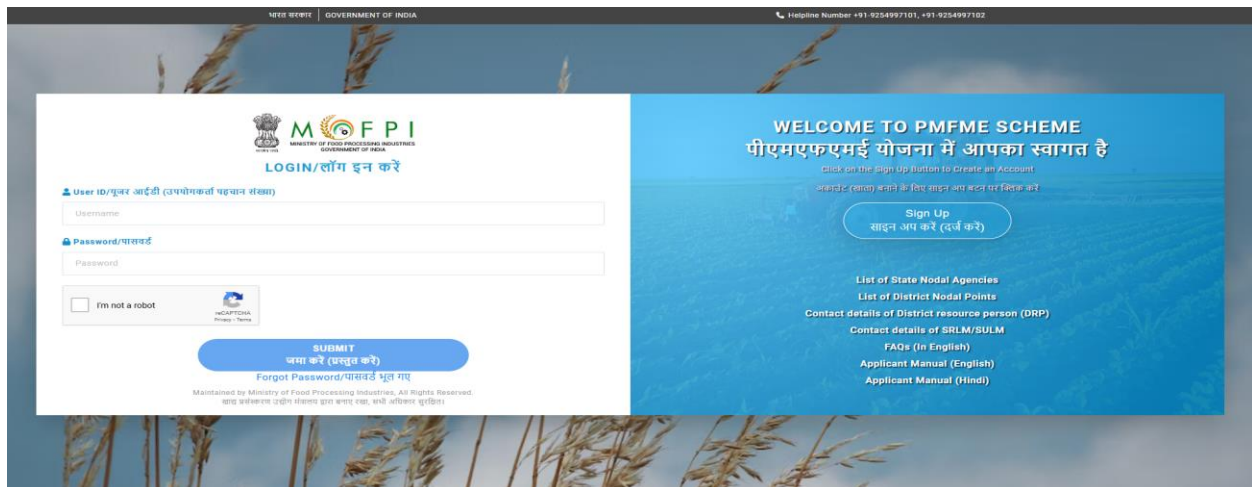
# PMFME – RESEND LINK SOP

**Purpose** - If you do not receive the link via SMS or email after registration on the PMFME portal, this document will guide you on how to retrieve it using the "Resend Link" option. Follow the steps outlined to get the link again.

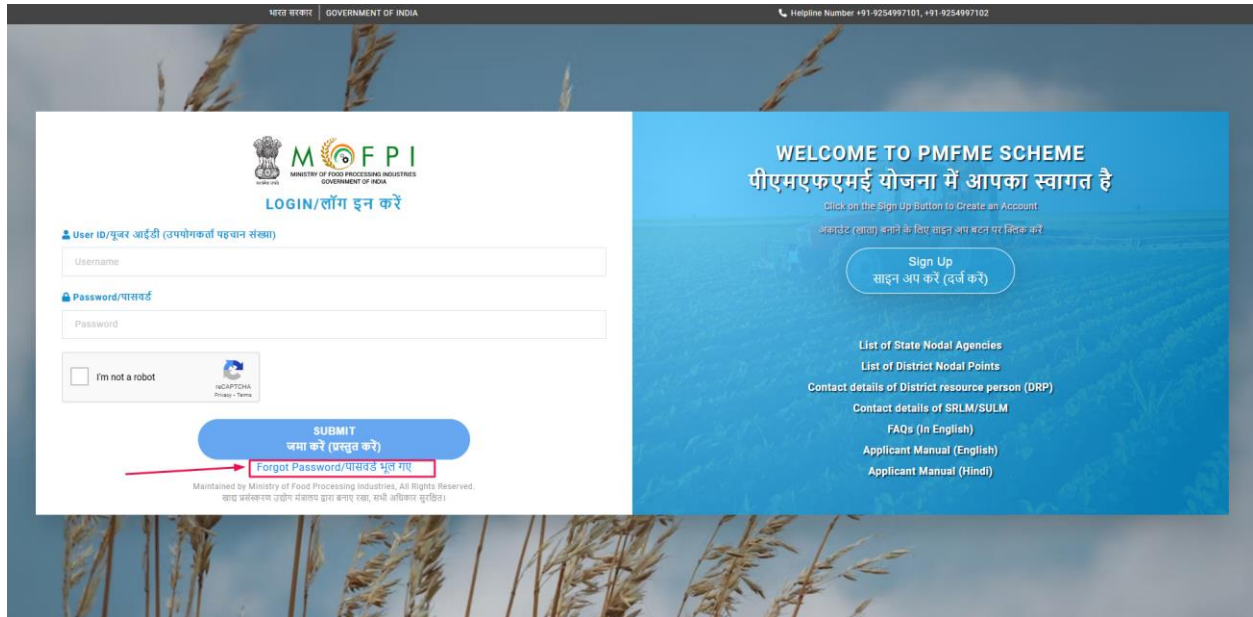
1) Go to Login Page –



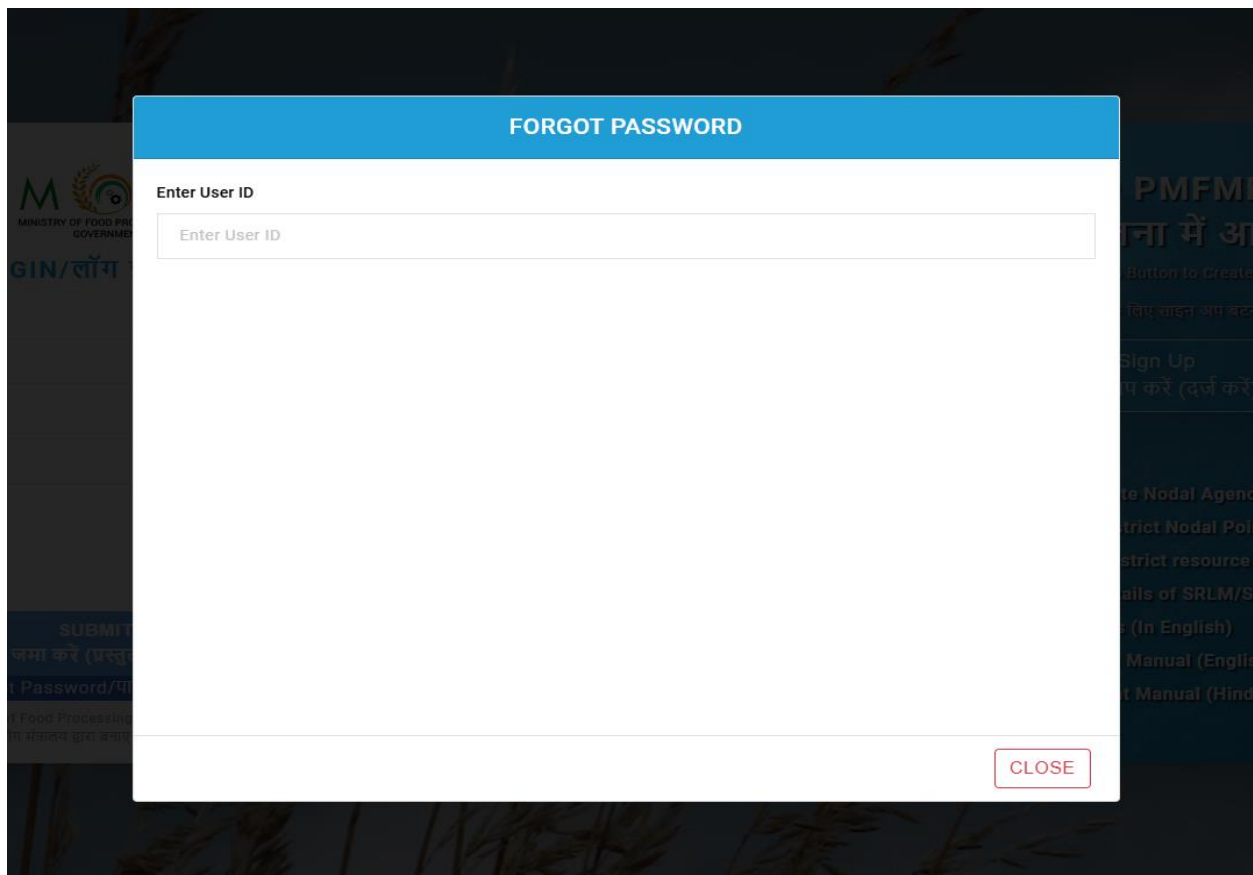
2) You will redirect to the Login Screen -



### 3) Click on “Forgot Password/पासवर्ड भूल गए” Link -



### 4) Get “Forgot Password” Screen –



5) Enter the Registration ID and Check the captcha checkbox to confirm “I’m not a robot” –

The image shows a web form titled "FORGOT PASSWORD" with a blue header. Below the header, there is a label "Enter User ID" and a text input field containing the number "12136224830287". Below the input field is a reCAPTCHA widget with a checkbox labeled "I'm not a robot" and the reCAPTCHA logo. A red arrow points to the checkbox. In the bottom right corner of the form, there is a "CLOSE" button.

FORGOT PASSWORD

Enter User ID

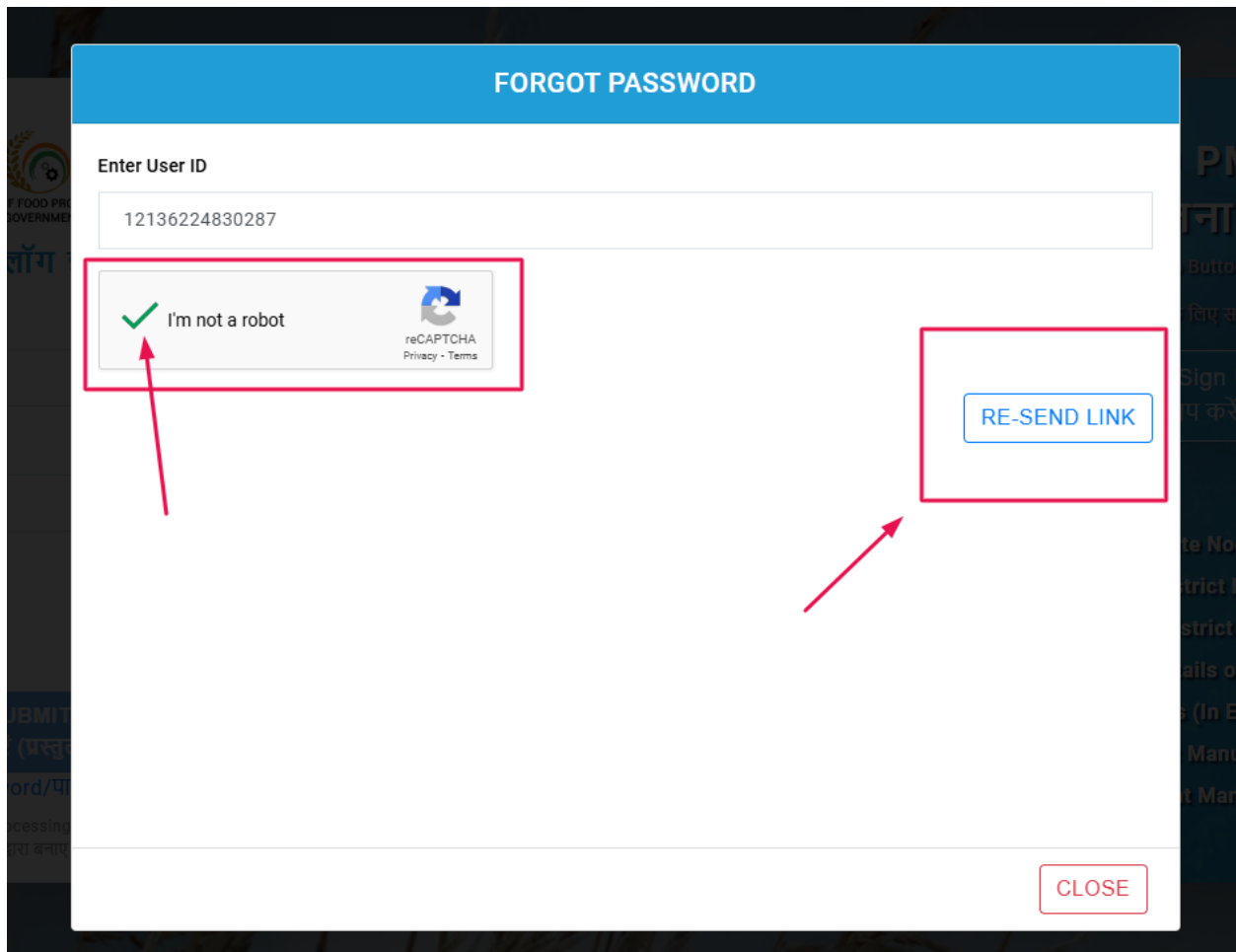
12136224830287

I'm not a robot

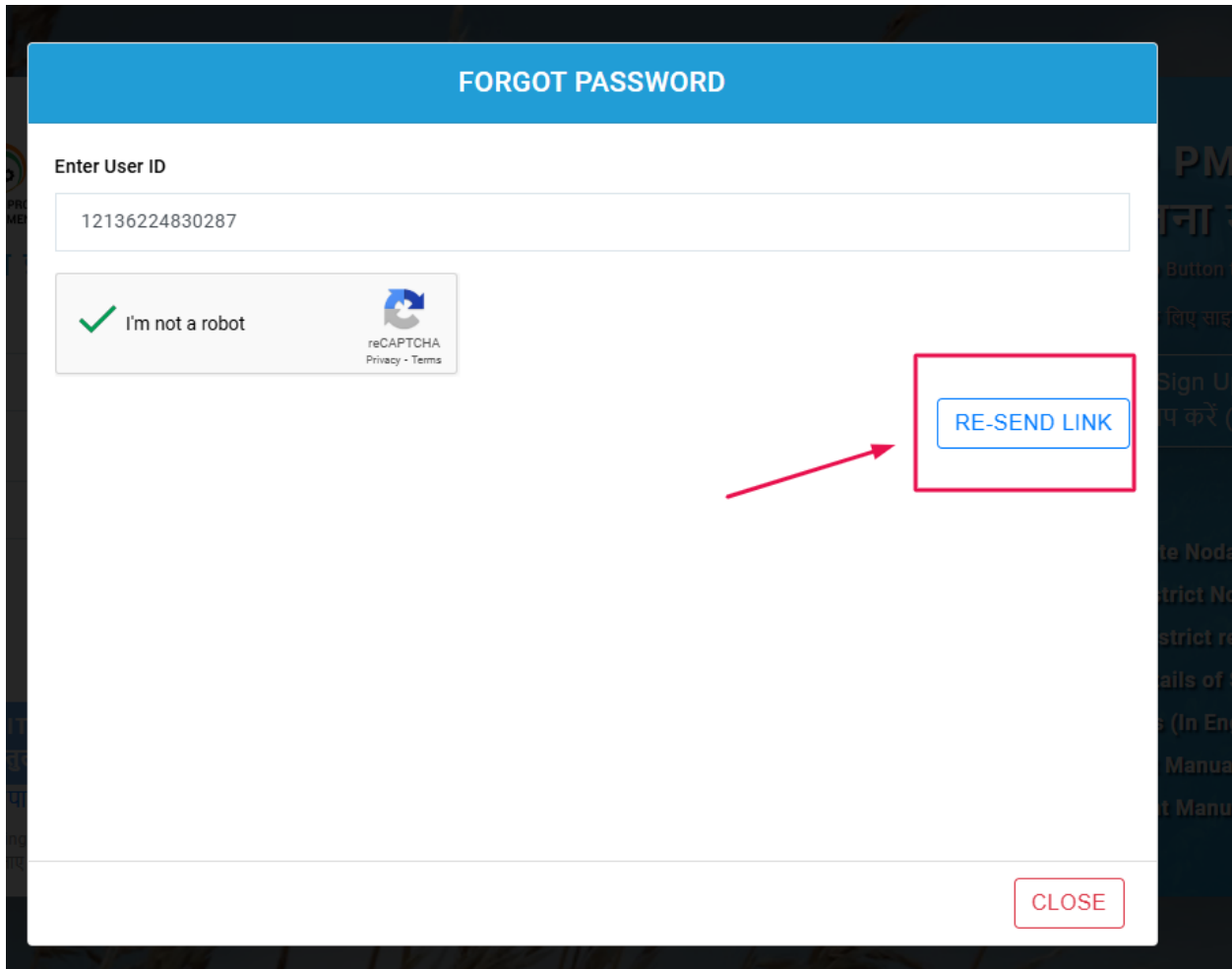
reCAPTCHA  
Privacy - Terms

CLOSE

6) Immediately after checking the checkbox, you will find the “RE-SEND LINK” button –



7) Click at "Resend Link" Button –



The image shows a web form titled "FORGOT PASSWORD" with a blue header. Below the header, there is a section labeled "Enter User ID" containing a text input field with the value "12136224830287". Below the input field is a reCAPTCHA widget showing a green checkmark and the text "I'm not a robot". To the right of the reCAPTCHA is a "RE-SEND LINK" button, which is highlighted with a red rectangular border and a red arrow pointing to it from the left. At the bottom right of the form is a "CLOSE" button.

Kindly reset your password using the link obtained after following these steps, and try logging in again.

- 8) After clicking at the button “RE-SEND LINK” button it will redirect to the login screen with the message at the right top corner –

The screenshot shows the login page for the PMFME Scheme. At the top, there is a header with the Government of India logo and contact information. A green notification box in the top right corner contains the message: "Please check your email for password reset link". The main content area is split into two columns. The left column contains the login form with fields for "User ID/यूजर आईडी (उपयोगकर्ता पहचान संख्या)" and "Password/पासवर्ड", a "Sign Up" button, and a "Forgot Password/पासवर्ड भूल गए" link. The right column features a "WELCOME TO PMFME SCHEME" header, a "Sign Up" button, and a list of links including "List of State Nodal Agencies", "List of District Nodal Points", "Contact details of District resource person (DRP)", "Contact details of SRLM/SULM", "FAQs (In English)", "Applicant Manual (English)", and "Applicant Manual (Hindi)".